



# KOLARC

BUILDING THE FUTURE



## Robotic Interfaces

### Ethernet

### Others



DeviceNet™

EtherNet/IP™

CANopen®



PROFI®  
BUS

EtherCAT™

Modbus

# MX600 W



# MX500 W



## TECHNICAL SPECIFICATIONS

Input Voltage	400 V
Mains Voltage Tolerance	- 10 % / + 15 %
Minimum Welding Current	10 A
Maximum Welding Current	600 A
MIG Duty Cycle, 40°C	600 A %40, 500 A %60, 400 A %100
TIG Duty Cycle, 40°C	600 A %40, 500 A %60, 400 A %100
MMA Duty Cycle, 40°C	600 A %40, 500 A %60, 400 A %100
Open – Circuit Voltage	63 V - 82 V
Factory Delivered Roller	1.0 + 1.2 mm / Steel
Weight	Liquid Cooled, 100 kg
Standard Accessories	5m Power Cable ( 4 x 6mm <sup>2</sup> ) 5m Earth Clamp ( 95mm <sup>2</sup> ) Interconnection H.P ( 5m )
Dimensions (W, L, H)	532mm x 970mm x 1351mm
Certification	CE

Input Voltage	400 V
Mains Voltage Tolerance	- 10 % / + 15 %
Minimum Welding Current	10 A
Maximum Welding Current	500 A
MIG Duty Cycle, 40°C	500 A %40, 430 A %60, 360 A %100
TIG Duty Cycle, 40°C	500 A %40, 430 A %60, 360 A %100
MMA Duty Cycle, 40°C	500 A %40, 430 A %60, 360 A %100
Open – Circuit Voltage	63 V - 82 V
Factory Delivered Roller	1.0 + 1.2 mm / Steel
Weight	Liquid Cooled, 100 kg
Standard Accessories	5m Power Cable ( 4 x 4mm <sup>2</sup> ) 5m Earth Clamp ( 70mm <sup>2</sup> ) Interconnection H.P ( 5m )
Dimensions (W, L, H)	532mm x 970mm x 1261mm
Certification	CE

# MX400 W



400 V  
- 10 % / + 15 %  
10 A  
400 A  
400 A %40, 360 A %60, 300 A %100  
400 A %40, 360 A %60, 300 A %100  
400 A %40, 360 A %60, 300 A %100  
63 V - 82 V  
1.0 + 1.2 mm / Steel  
Liquid Cooled, 95 kg  
5m Power Cable ( 4 x 2.5mm<sup>2</sup> )  
5m Earth Clamp ( 50mm<sup>2</sup> )  
Interconnection H.P ( 5m )  
525mm x 890mm x 1140mm  
CE

# MX350 CW



400 V  
- 10 % / + 15 %  
10 A  
350 A  
350 A %40, 300 A %60, 250 A %100  
350 A %40, 300 A %60, 250 A %100  
350 A %40, 300 A %60, 250 A %100  
63 V - 82 V  
1.0 + 1.2 mm / Steel  
Liquid Cooled, 75 kg  
5m Power Cable ( 4 x 2.5mm<sup>2</sup> )  
4m Earth Clamp ( 50mm<sup>2</sup> )  
Gas Hose ( 1.5m )  
532mm x 970mm x 949mm  
CE

# MX300 C




400 V  
- 10 % / + 15 %  
10 A  
300 A  
300 A %40, 230 A %60, 170 A %100  
300 A %40, 230 A %60, 170 A %100  
300 A %40, 230 A %60, 170 A %100  
63 V - 82 V  
1.0 + 1.2 mm / Steel  
Air Cooled, 25 kg  
4m Power Cable ( 4 x 2.5 mm<sup>2</sup> )  
5m Earth Clamp ( 35 mm<sup>2</sup> )  
Gas Hose ( 1.5 m )  
234mm x 483mm x 417mm  
CE



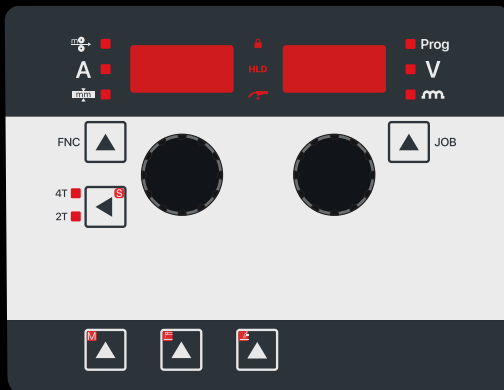
Pulse

For All Types of  
Metal Work  
(Steel, Cr, Cu & Al)



Synergic Pulse

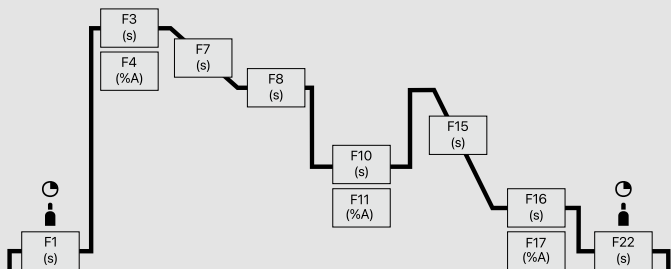
Flux-Cored Wire & Steel  
Solutions for Shipyards



Shipyard

Standard Panel for  
Shipyards Applications

Standard - Pulse		0.8	1.0	1.2	1.6	
SG2 / SG3	Ar+18%CO <sub>2</sub>	8	10	12	16	
	Ar+10%CO <sub>2</sub>	18	20	22	26	
	CO <sub>2</sub> 100%	28	30	32	36	
CrNi 308 / 19 9 / 1.4316	Ar+2.5%CO <sub>2</sub>	68	70	72	76	
	Ar100%	178	180	182	186	
CuSi		Ar100%	188	190	192	196
CuAl		Ar100%	118	120	122	126
AlMg4,5 Mn		Ar100%	138	140	142	146
AlSi		Ar100%				
<b>Flux Cored Wire</b>						
Steel / FluxCore Metal		Ar+18%CO <sub>2</sub>	238	240	242	246
Steel / FluxCore Rutil	Ar+18%CO <sub>2</sub>	248	250	252	256	
	CO <sub>2</sub> 100%			262	266	
Steel / FluxCore Basic		Ar+18%CO <sub>2</sub>			602	
CrNi / FluxCore Metal		Ar+2.5%CO <sub>2</sub>		272	276	
CrNi / FluxCore Rutil		Ar+18%CO <sub>2</sub>		282	286	
CrNi / FluxCore Rutil		CO <sub>2</sub> 100%		292	296	
Steel FluxCore High Str.		Ar+18%CO <sub>2</sub>		592		
Steel / FluxCore Rutil		Self Shielded		720	722	
<b>XXDeep - Pulse</b>						
SG2 / SG3		Ar+18%CO <sub>2</sub>	298	300	302	306
G3Si1 / G4Si1		Ar+10%CO <sub>2</sub>	308	310	312	316
CrNi 308 / 19 9 / 1.4316	Ar+2.5%CO <sub>2</sub>		640	642	646	
	Ar100%			332	336	
AlMg4,5 Mn		Ar100%		342	346	
AlSi		Ar100%				
<b>XXRoot - Pulse</b>						
SG2 / SG3		Ar+18%CO <sub>2</sub>		360	362	
G3Si1 / G4Si1		CO <sub>2</sub> 100%		370	372	
		Ar+10%CO <sub>2</sub>		500	502	
<b>XXCold - Pulse</b>						
SG2 / SG3		Ar+18%CO <sub>2</sub>	378	380	382	386
G3Si1 / G4Si1		CO <sub>2</sub> 100%	388	390	392	
		Ar+10%CO <sub>2</sub>		510	512	
CrNi 308 / 19 9 / 1.4316		Ar+2.5%CO <sub>2</sub>	398	400	402	
<b>Application</b>						
MIG/MAG Manual					4	
TIG (Lift Arc)					5	
MMA					6	
Gouging					7	



Function	Description	Min	Max
F1	Gas pre-flow (s)	0	10
F2	Start wire speed (m/min)	20	100
F3	Start time (s)	0	10
F4	Start current (%)	1	200
F5	Start arc correction(V)	-9.9	+9.9
F7	Start slope (s)	0	5
F8	Duo peak time (s)	0.05	10
F10	Duo base time (s)	0.05	10
F11	Duo base amper (%)	1	100
F12	Duo base arc correction (v)	-9.9	+9.9
F15	End down slope (s)	0	10
F16	End time (s)	0	10
F17	End current (%)	1	200
F18	End arc correction (V)	-9.9	+9.9
F20	End burn back (-)	0	15
F21	End wire cut mode (-)	0	2
F22	Gas post-flow (s)	0	10
F23	Smart trigger (-)	0	10
F24	Penetration stabilizer (m/min)	0	10

Function	Description	Min	Max
F25	Hot start time (s)	0	10
F26	Hot start current (%)	1	200
F27	Arc force (-)	0	+50
F28	Antistick (s)	0	2
F29	VRD function (-)	0	1

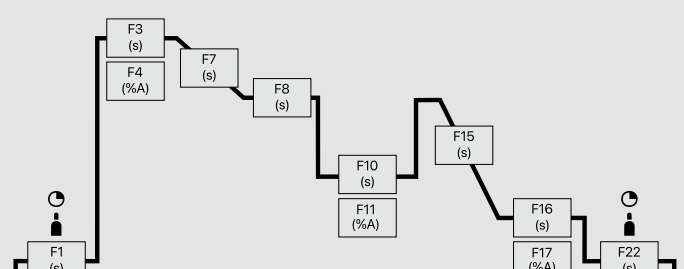
  

Function	Description	Min	Max
F34	Tack/stich mode (-)	0	2
F35	Cooling mode (-)	0	4
F36	Motor current (A)	0	4
F37	Motor current limit (A)	0.7	7
F38	Auto load default values (-)	0	1
F39	Motor control firmware (-)	-	-
F40	Power control firmware (-)	-	-
F41	Arc on time (h)	0	4
F42	Machine on time (h)	0	4
F45	Wire speed correction (m/min)	-2	+2
F48	Status light template	0	4
F49	Controller mode	0	9
F50	RL cable calibration (mOhm)	0	30

Function	Description	Min	Max
F31	TIG V stop limit (V)	18	18
F32	TIG comfort stop sensitivity (V)	-2	+2

Standard - Pulse		0.8	1.0	1.2	1.6	
SG2 / SG3	Ar+18%CO <sub>2</sub>	8	10	12	16	
	Ar+10%CO <sub>2</sub>	18	20	22	26	
	CO <sub>2</sub> 100%	28	30	32	36	
<b>Flux Cored Wire</b>						
Steel / FluxCore Metal		Ar+18%CO <sub>2</sub>	238	240	242	246
Steel / FluxCore Rutil	Ar+18%CO <sub>2</sub>	248	250	252	256	
	CO <sub>2</sub> 100%			262	266	
Steel / FluxCore Basic		Ar+18%CO <sub>2</sub>			602	
Steel FluxCore High Str.		Ar+18%CO <sub>2</sub>			592	
Steel / FluxCore Rutil		Self Shielded		720	722	
<b>XXDeep - Pulse</b>						
SG2 / SG3		Ar+18%CO <sub>2</sub>	298	300	302	306
		Ar+10%CO <sub>2</sub>	308	310	312	316
<b>XXRoot - Pulse</b>						
SG2 / SG3		Ar+18%CO <sub>2</sub>		360	362	
G3Si1 / G4Si1		CO <sub>2</sub> 100%		370	372	
		Ar+10%CO <sub>2</sub>		500	502	
<b>XXCold - Pulse</b>						
SG2 / SG3		Ar+18%CO <sub>2</sub>	378	380	382	386
G3Si1 / G4Si1		CO <sub>2</sub> 100%	388	390	392	
		Ar+10%CO <sub>2</sub>		510	512	
<b>Application</b>						
MIG/MAG Manual					4	
TIG (Lift Arc)					5	
MMA					6	
Gouging					7	



Function	Description	Min	Max
F1	Gas pre-flow (s)	0	10
F2	Start wire speed (m/min)	20	100
F3	Start time (s)	0	10
F4	Start current (%)	1	200
F5	Start arc correction(V)	-9.9	+9.9
F7	Start slope (s)	0	5
F8	Duo peak time (s)	0.05	10
F10	Duo base time (s)	0.05	10
F11	Duo base amper (%)	1	100
F12	Duo base arc correction (v)	-9.9	+9.9
F15	End down slope (s)	0	10
F16	End time (s)	0	10
F17	End current (%)	1	200
F18	End arc correction (V)	-9.9	+9.9
F20	End burn back (-)	0	15
F21	End wire cut mode (-)	0	2
F22	Gas post-flow (s)	0	10
F23	Smart trigger (-)	0	10

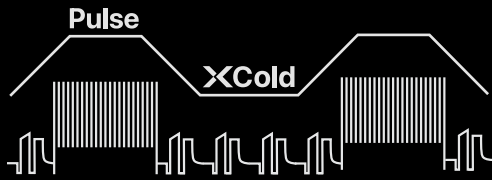
Function	Description	Min	Max
F25	Hot start time (s)	0	10
F26	Hot start current (%)	1	200
F27	Arc force (-)	0	+50
F28	Antistick (s)	0	2
F29	VRD function (-)	0	1

Function	Description	Min	Max
F34	Tack/stich mode (-)	0	2
F35	Cooling mode (-)	0	4
F36	Motor current (A)	0	4
F37	Motor current limit (A)	0.7	7
F38	Auto load default values (-)	0	1
F39	Motor control firmware (-)	-	-
F40	Power control firmware (-)	-	-
F41	Arc on time (h)	0	4
F42	Machine on time (h)	0	4
F45	Wire speed correction (m/min)	-2	+2
F48	Status light template	0	4
F49	Controller mode	0	9
F50	RL cable calibration (mOhm)	0	30

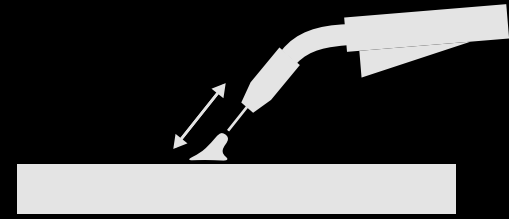
Function	Description	Min	Max
F31	TIG V stop limit (V)	18	18
F32	TIG comfort stop sensitivity (V)	-2	+2




**Position**



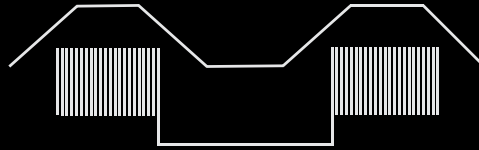
**4x4 Rollers  
Wire Drive**



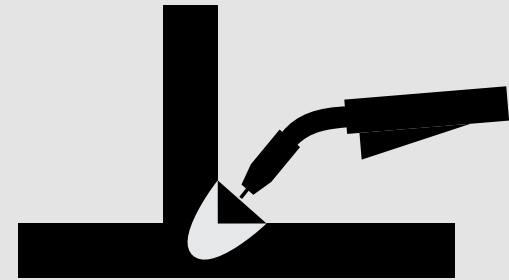
**XCStabil**




**Duo Pulse**



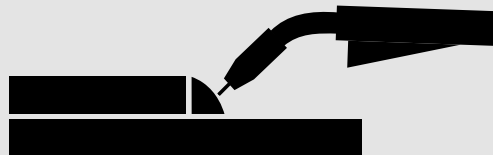
**Twin**



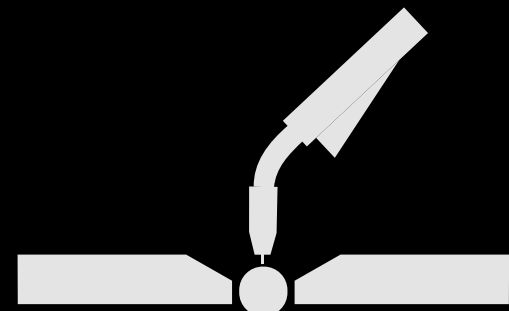
**XCDeep**



**Pulse**



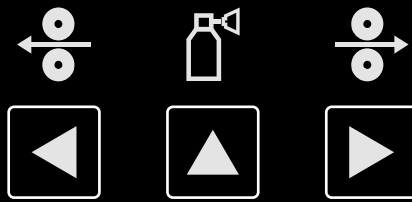
**XC Cold**



**XCRoot**



25.000 PPS  
Wire Speed Control  
Perfect Feedability



Wire Push  
Pull-Back  
Gas Testing



Spool Cover  
With Wire  
View

99

Program  
Memory



Intelligent  
Cooling

RL

Torch and Cable  
Calibration



Hose Pack  
Support



Torch



Military  
Connector

# KOLARC .CLOUD



Bluetooth

LoRaWAN



Ethernet

USB Type-C

I prodotti Kolarc sono distribuiti in esclusiva per l'Italia da:

**AGINT**  
INNOVATIVE WELDING

Attrezzature AGINT s.r.l.

- +39 02 4945 1414
- Via Privata Alzaia Trieste, 3  
20090 Cesano Boscone (MI)
- info@agint.com
- www.agint.com

